




INSTALLATION GUIDE

How do I get the App?

You need an iPhone or Android phone. If you don't have one of these phones, you can still access your son's information through the [website version](#).

Go to your App Store and search for School Gateway:



Or use one of these links:



When you install the app, it will ask for your email address and mobile number. These must match those we have on record for you at school.

If your phone number is not the current number that we hold on our system for you, you will get a message in the app and you then need to contact school to update your details.

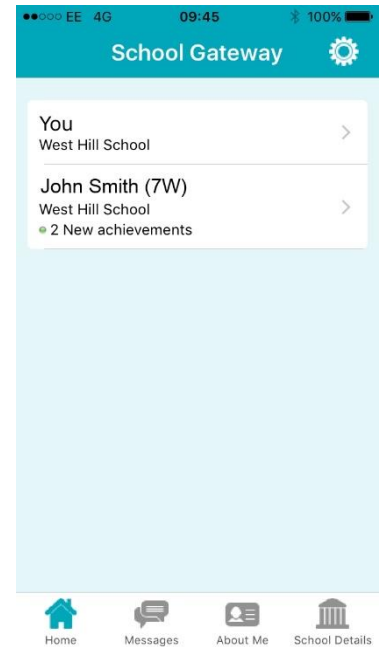
When you successfully link your phone to your son's record, you'll be sent a 4-digit PIN to use when opening the School Gateway app. Use this to log in the 'Existing User' section.

The app is a great way to stay in touch with school. You'll get automatic notifications about your son so you don't have to keep checking back with a website to see if anything has been updated. We'll also send messages out via the app so it will help to keep all your school information in one place.



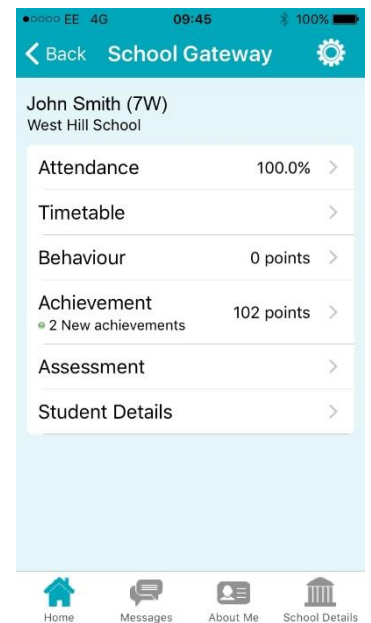
What can I do with the App?

On the homepage, you will see a link for yourself and all of your sons at the school.



By clicking on your son's name, you will see a menu of options available.

'Payments' will also be showing as an option.





EE 3G 09:45 100%

[Back](#) Achievements

John Smith (7W)
Achievement details from: 1 September 2016 to 10 October 2016

Total points: 102

- Sporting Representation
10 October 2016 10 points >
- Form Tutor Praise Award
10 October 2016 5 points >
- Assisting after/out of school
6 October 2016 25 points >
- Form Tutor Praise Award
5 October 2016 5 points >
- Form Tutor Praise Award
3 October 2016 5 points >

Home Messages About Me School Details

EE 3G 09:45 100%

[Back](#) Attendance

John Smith (7W) [Notify](#)

Attendance data from: 1 September 2016 to 10 October 2016

Attendance: 100.0%
Explained absences: 0.0%
Unexplained absences: 0.0%

There are no unexplained absences to show for this student

Home Messages About Me School Details

EE 3G 09:45 100%

[Back](#) Timetable

John Smith (7W)

Monday, 10 October 2022

Technology	09:05
R Camm	T17
Mon:1	7b/Te1
Technology	10:05
R Camm	T17
Mon:2	7b/Te1
Science	11:25
L Corrigan	S30
Mon:3	7b/Sc1
English	12:55

Home Messages About Me School Details

EE 3G 09:45 100%

[Back](#) Student Details

West Hill School [Change](#)

Name: John Smith (7W)
Email: Not provided
Mobile: Not provided
Adresse... 22 Acacia Avenue, Stalybridge, Cheshire, SK15 1LX

Medical conditions:
Asthma

Linked people:
Jack Smith (You)

Home Messages About Me School Details



Website Gateway

You can access your son's information through the website version of the gateway.

The address is: <https://login.schoolgateway.com>

On your first visit you need to click the New User tab:

The screenshot shows a login interface with two tabs: 'EXISTING USER' (selected) and 'NEW USER'. Below the tabs are two input fields: 'EMAIL ADDRESS' and 'PIN'. A 'REMEMBER ME?' checkbox is present next to the email field. A blue 'LOGIN' button is to the right of the PIN field. A note below the email field states: 'The email address that you enter must match the one registered with your school(s)'. A link 'Forgotten your PIN?' is located below the PIN field.

To register, you must have the email address and mobile phone number that school has registered for you. These details are used to link you to your son's data that we hold in school.

The screenshot shows a registration interface with two tabs: 'EXISTING USER' and 'NEW USER' (selected). Below the tabs is a text instruction: 'Please enter the email address and mobile number that your school(s) contact you on and press the 'Send PIN' button. You will then be sent a new PIN number by text message.' There are two input fields: 'EMAIL ADDRESS' and 'MOBILE'. A blue 'SEND PIN' button is to the right of the mobile field.

When you have registered, a PIN number will be sent to your phone which you will need to enter on the website.